


Demonstration of filter assembly


首先，請將儲水槽過濾網不鏽鋼架子放在黑色循環馬達上方，如左圖。
Place the metal rack on top of water circulation pump as indicated below.





相對位置圖：
Position in relation to water circulation pump.



再將過濾網放上不鏽鋼架
Place the filter on the metal rack.



請注意，過濾網須放在箭頭標示的框框內
The filter needs to be located in the position where the four red arrows show.



完成
Assembly is completed.

