




## 攪拌葉片拆裝操作說明 Demonstration of exchanging stir blades

請使用工具箱內的4號六角扳手。  
Tools needed: No. 4 wrench


請先抓好葉片以免掉落食材中，旋轉後即完成。  
To prevent the stir blade from dropping, hold it with one hand while unscrewing the temperature probe.



葉片安裝：安裝時，請注意螺絲需對準圓柱平面。The screw needs to be in line with notch.



鎖緊前，請注意葉片需預留空間，不要頂到頂端。Reserve some space on top.



下圖為**錯誤**圖示：  
Wrong way

